

PURE FLOSS DISPENSER®

Instructions for Use

Please read before using the Pure Floss Dispenser



Jordco, Incorporated

Beaverton, Oregon USA 97006

503/531-3904 TEL, 503/531-3757 FAX, 800/752-2812 toll free USA


www.jordco.com

**1**

Start by selecting any bulk floss spool such as Johnson and Johnson or Glide brand floss that have a central hollow spool.

2


Seat the stainless steel cutter cap and orientate it with cutting blades facing away from the floss tower.

3


Unwind a portion of floss and drop it to the bottom of either of the two floss wells.

4

Use a cotton forceps to locate the floss and thread it through the opening port of the tower.

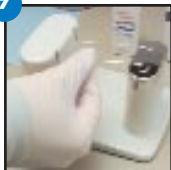
5

Insert the rubber base first onto the bottom of the dispenser by placing the base over the short seating pins and gently snap it into place.

6

Next insert the rubber base over the two floss wells. If you encounter difficulty or resistance to placement, simply use your thumb to compress the rim of each raised ring to form a small V to facilitate seating. Initially this process takes a bit of practice, but will become easier with use.

7



The “no touch” feature of the dispenser becomes obvious with use. Simply grasp the floss between the floss tower and the cutter tower, pull out the desired length of floss.

8



Slide the floss into a cutting blade and cut in one simple pulling motion. There is never a need to touch and contaminate the dispenser or the next piece of floss to be dispensed.

9



Occasionally some types of waxed floss may build up debris in the cutter blades. To remove the cap for cleaning, you can normally grasp the cap and gently rock it off. In some instances a fine bladed screw driver may be used to initiate the removal of a cap.

10



An explorer can be used to remove any debris that has built up inside the cutting blade. The cutter caps can be replaced by contacting your dealer or Jordco.

11



The surface of the dispenser can be cleaned with mild soaps and all surface disinfectants except bleach solutions. Iodophor agents can leave a discoloring residue.